

COVENANT BIBLE COLLEGE & SEMINARY

www.freedomfellowshipchurch.net

903-729-1310



TUITION FEES:

NON-REFUNDABLE APPLICATION FEE	\$ 35
UNDER-GRADUATE PROGRAM (9 PMTS OF \$150)	\$1350
MASTER'S DEGREE (11 PMTS OF \$185)	\$2035
DOCTOR OF MINISTRY DEGREE (10 PMTS OF \$160)	\$1600
DOCTOR OF PHILOSOPHY DEGREE	
COURSE-WORK PHASE (5 PMTS OF \$185)	\$925
DISSERTATION PHASE (10 PMTS OF \$160)	\$1600

Training Laborer's for the Last Day Harvest.

FREEDOM FELLOWSHIP INFORMATION:

- Danny Sutton, Founder & Pastor
- 903-729-1310
- 125 Kickapoo Street Palestine, TX 75803
- Lisa Sutton, Secretary
- lisasutton@me.com

BIBLE COLLEGE & SEMINARY OPEN TO ALL...

For many years the Lord has laid upon my heart the burden of training men and women in the Word to further the purposes of God in the Kingdom and in their personal lives. In 2010, this burden became a reality. CBC, Palestine, Texas Satellite Campus is the fulfillment of this desire and dream and is becoming the vehicle by which Christians are fulfilling their dreams and goals. Whether you are a Christian with a call to fulltime ministry, or one who desires a college degree to further your career plans and your effectiveness as a witness, CBC can help you achieve your dreams.

I wanted to share my heart and vision with you. I hope that you or some of your minister in training will be able to attend. God bless you and we hope to be a part of your future endeavors.

Pastor Danny Sutton

Call, email or log onto our website today, to get enrolled in our classes starting January, 2011.

A Vision to Meet the Need.

Reaching, Touching, Teaching and Training Christian Men & Women

DR. WILLIAM MORRIS

Dr. Morris has served in ministry for 42 years. He is the President/Chancellor of Covenant Bible College and Seminary, that is based out of Tallahassee, Florida.



PASTORS

DANNY & LISA SUTTON

Serving the body of Christ for 16 years. Planted Freedom Fellowship Church February, 2010. Covenant Bible College and Seminary is based at FFC.



PASTORS, MINISTRY LEADERS, & CHRISTIAN BUSINESS MEN AND WOMEN

Whether you desire a Bachelors degree, Masters Degree, or Doctorate degree, You can do it by committing one night a week!

Let us tell you how...

With our program of meeting one night per week for 9 months and still fulfill 30 credit hours of classroom training, anyone can now attend college and see their dreams fulfilled.



INSIDE STORY HEADLINE

This story can fit 150-200 words.

One benefit of using your newsletter as a promotional tool is that you can reuse content from other marketing materials, such as press releases, market studies, and reports.

While your main goal of distributing a newsletter might be to sell your product or service, the key to a success-

ful newsletter is making it useful to your readers.

A great way to add useful content to your newsletter is to develop and write your own articles, or include a calendar of upcoming events or a special offer that promotes a new product.

You can also research articles or find "filler" articles by accessing the World Wide Web. You can write about a

variety of topics but try to keep your articles short.

Much of the content you put in your newsletter can also be used for your Web site. Microsoft Publisher offers a simple way to convert your newsletter to a Web publication. So, when you're finished writing your newsletter, convert it to a Web site and post it.

INSIDE STORY HEADLINE

This story can fit 100-150 words.


The subject matter that appears in newsletters is virtually endless. You can include stories that focus on current technologies or innovations in your field.

You may also want to note business or economic trends, or make predictions for your customers or clients.

If the newsletter is distributed internally, you might comment upon new procedures or improvements to the business. Sales figures or earnings will show how your business is growing.

Some newsletters include a column that is updated every issue, for instance, an advice column, a book review, a letter from the president, or an editorial. You can also

profile new employees or top customers or vendors.



Caption describing picture or graphic.

"To catch the reader's attention, place an interesting sentence or quote from the story here."

INSIDE STORY HEADLINE

This story can fit 75-125 words.

Selecting pictures or graphics is an important part of adding content to your newsletter.

Think about your article and ask yourself if the picture supports or enhances the message you're trying to convey. Avoid selecting images

that appear to be out of context.

Microsoft Publisher includes thousands of clip art images from which you can choose and import into your newsletter. There are also several tools you can use to draw shapes and symbols.

Once you have chosen an

image, place it close to the article. Be sure to place the caption of the image near the image.



Caption describing picture or graphic.

INSIDE STORY HEADLINE

This story can fit 150-200 words.

One benefit of using your newsletter as a promotional tool is that you can reuse content from other marketing materials, such as press releases, market studies, and reports.

While your main goal of distributing a newsletter might be to sell your product or service, the key to a success-

ful newsletter is making it useful to your readers.

A great way to add useful content to your newsletter is to develop and write your own articles, or include a calendar of upcoming events or a special offer that promotes a new product.

You can also research articles or find "filler" articles by accessing the World Wide Web. You can write about a

variety of topics but try to keep your articles short.

Much of the content you put in your newsletter can also be used for your Web site. Microsoft Publisher offers a simple way to convert your newsletter to a Web publication. So, when you're finished writing your newsletter, convert it to a Web site and post it.

INSIDE STORY HEADLINE

This story can fit 100-150 words.

The subject matter that appears in newsletters is virtually endless. You can include stories that focus on current technologies or innovations in your field.

You may also want to note business or economic trends, or make predictions for your customers or clients.

If the newsletter is distributed internally, you might comment upon new procedures or improvements to the business. Sales figures or earnings will show how your business is growing.

Some newsletters include a column that is updated every issue, for instance, an advice column, a book review, a letter from the president, or an editorial. You can also

profile new employees or top customers or vendors.

INSIDE STORY HEADLINE

This story can fit 75-125 words.

Selecting pictures or graphics is an important part of adding content to your newsletter.


Think about your article and ask yourself if the picture supports or enhances the message you're trying to convey. Avoid selecting images

that appear to be out of context.

Microsoft Publisher includes thousands of clip art images from which you can choose and import into your newsletter. There are also several tools you can use to draw shapes and symbols.


Once you have chosen an

image, place it close to the article. Be sure to place the caption of the image near the image.



Caption describing picture or graphic.

"To catch the reader's attention, place an interesting sentence or quote from the story here."



Caption describing picture or graphic.

We are on the web!

example.com

FREEDOM FELLOWSHIP

Primary Business Address

Address Line 2

Address Line 3

Address Line 4

Phone: 555-555-5555

Fax: 555-555-5555

E-mail: someone@example.com



Organization

B U S I N E S S T A G L I N E O R M O T T O

BACK PAGE STORY HEADLINE

This story can fit 175-225 words.

If your newsletter is folded and mailed, this story will appear on the back. So, it's a good idea to make it easy to read at a glance.

A question and answer session is a good way to quickly capture the attention of readers. You can either compile questions that you've received since the last edition or you can summarize some generic questions that are frequently asked about your organization.

A listing of names and titles of managers in your organization is a good way to give your newsletter a personal touch. If your organization is small, you may want to list the names of all employees.

If you have any prices of standard products or services, you can include a listing of those here. You may want to refer your readers to any other forms of communication that you've created for your organization.

You can also use this space to remind readers to mark

their calendars for a regular event, such as a breakfast meeting for vendors every third Tuesday of the month, or a biannual charity auction.

If space is available, this is a good place to insert a clip art image or some other graphic.

This would be a good place to insert a short paragraph about your organization. It might include the purpose of the organization, its mission, founding date, and a brief history. You could also include a brief list of the types of products, services, or programs your organization offers, the geographic area covered (for example, western U.S. or European markets), and a profile of the types of customers or members served.

It would also be useful to include a contact name for readers who want more information about the organization.



Caption describing picture or graphic.